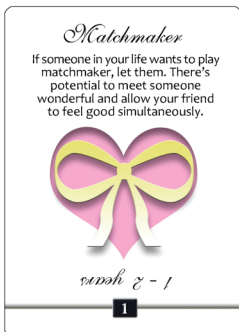


COLOR OF LOVE Divination Kit

A Two-Deck Kit For Reading Current and Future Love



Color of Love
Butterfly Design



Color of New Love
Numbered Cards

This kit consists of two decks that can be used to read different types of love situations.

The Color of Love Deck

The deck with the heart and butterfly design on each card is the Color of Love. With this deck, you can ask regarding the overall energy of a current relationship or its challenges.

Having the name of a particular love interest in mind, you can also ask about his or her feelings and intentions toward you. This deck can be shuffled so that some cards become reversed in direction while the rest are upright.

The Color of New Love Deck

The deck with the numbered bar at the bottom of each card is the Color of New Love. This deck was created for single people who want to know the types of love situations that are potentials in the future. When the cards are used in their upright position, you can ask what your future holds when it comes to finding a new love relationship. When the cards are used in their reversed position, you can read for extra details concerning timing, how you meet, or other elements. If desired, you can also shuffle the deck so that card positions are randomly mixed (some in an upright position and some reversed).

For example, you could ask this deck, “What type of love relationship am I likely to attract in the future?” If you were to draw the “Lucky you” card, this could indicate you’ll be lucky in love and attract someone perfect for you. To get extra details, you can flip the deck over (so that all cards are in their reversed position) and draw a few more cards. Let’s pretend one says “Very soon,” another says

“Heal your past,” and a third card says “On again, off-again.” These cards together could mean someone is coming very soon who you will feel is Mr. or Miss Right but that it would benefit you to heal your past. The relationship might exhibit an on-again, off-again energy. If you tend to attract this type of relationship, this might be where you’d benefit from healing your past.

How to Deal With Conflicting Messages

Sometimes, you may find that you draw two cards that seem to contradict one another. If so, read the cards together for the story they might tell. For example, if you draw the card “Be careful” while also drawing “Lucky in love” (indicating you could meet Mr. or Miss Right), you might want to look out for someone who at first seems perfect for you but isn’t someone you should implicitly trust.

Can I Mix the Two Decks Together?

Feel free to mix both decks together if you like. While it was created to read future love, the Color of New Love cards can be used to understand a current relationship. You can apply their energy to the present instead of the future. In the same vein, you can use the Color

of Love deck to read more in-depth into a future love situation, such as for what to be careful of, to watch for, or what a new love's intentions will be.

Using a Word-Based Rather than an Image-Based Deck

These cards use words such as “love interest,” “partner,” and “relationship.” These words aren't meant to be taken literally and can be interchanged, as appropriate to your situation. They generally refer to the person you have in mind or a new love coming in the future. Thus, if you're reading into a love situation with someone you've only just talked with on a dating site, you would ignore words like “relationship” or “lover” and merely go by the symbolic energy of the card.

In the same vein, cards like “Fertility,” which imply a sexual relationship, could refer to sexual chemistry or that someone finds you attractive. It's important to read the cards symbolically instead of taking each word literally.

On another note, you might find you draw cards that indicate breakups or renewals despite the fact your relationship is ongoing. These are standard cards to draw if there has been a fight or someone has become distant in

a relationship. Or perhaps someone feels momentarily angry and thinks of leaving the relationship. Or maybe something essential is lost. For instance, you may want your lover to be romantic like they once were or to trust you after a deception. However, this might not be possible. You can also draw further cards if you need more clarification.

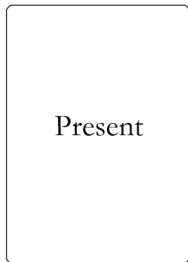
There Are No Card Definitions Because They Are Written On the Cards

These cards don't have a manual of definitions because the definitions have been written directly on the cards. If you do not understand what a card means, use your intuition for what feeling the words or phrases trigger. For instance, let's say you draw the card "Game of conquest." Depending on your situation, it could mean that someone feels competitive, needs to be right, or wants to conquer the other party romantically. Drawing other cards may help to create an overall picture. So, work with the cards intuitively for how to create a story with them.

Pendulum Chart

A pendulum chart is included on the back of this manual so that the reader can get a more detailed reading. It allows you to answer questions pertaining to yes/no, hair color, first letter of name, or details involving numbers or timing. For information on how to use a pendulum chart, you can google “how to use a pendulum chart” on the internet. For demonstrations, you can look for videos on this subject on YouTube. If you do not already own a pendulum, you can make your own by using a ring on a chain or strand of dental floss (the ring will act as a weight).

One Card Spread



The one card spread gives a basic overview of the core energy of a current relationship or can answer a direct question (such as how someone

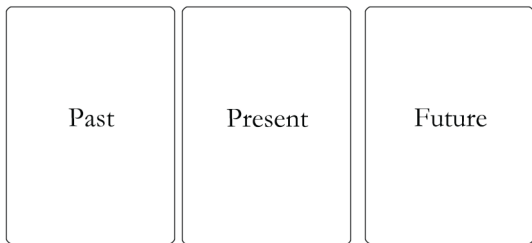
feels, why they haven't called you etc.). To do a reading, shuffle the cards and spread them face down in front of you. Ask your high self what you need to know about your current love situation or state a specific question you want answered. Then, draw a card. Read only the blurb that is upright and at the top of the card, intuiting how to apply it to your situation.

For example, let's say you are interested in someone at work who you've never dated but there has been eye contact and flirting back and forth. You want to know if they would be open to pursuing a relationship. Perhaps asking that question, the card you draw from the Color of Love Deck reads "Fertility." This might indicate they are sexually attracted to you. If you also drew the card "Game of conquest," they might be looking to put another notch in their bedpost as opposed to wanting anything meaningful. "Risk revealing yourself" might indicate nothing is likely to happen unless you can approach them in a more direct way or ask them out.

As another example, if you are in a committed relationship and draw a card which implies that your partner isn't interested in a commitment, depending on your situation, it could mean your love interest is workaholic, not giving you much attention, or not very committed toward meeting your needs, etc. So,


use your intuition rather than taking each card's blurb literally.

Three Card Spreads



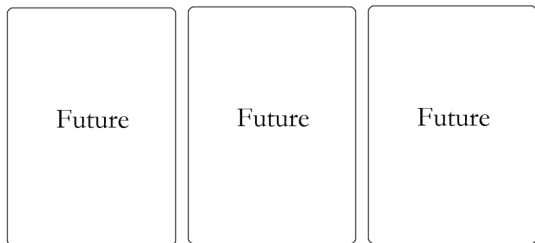
The past-present-future spread is good to use to determine what happened in the past, what is happening in the present, and what is likely to manifest in the future.

To do a reading, shuffle and then spread the cards face down in front of you. Next, draw one card for each of the three positions, starting with the past. Read what each card has to say, in the same manner as discussed in the prior section.



Another three card spread you can use focuses only on the current energy of a situation (this would be used for reading a situation which is current rather than future-based). The first card is one thing you need to know and the second and third card represent other aspects to consider.

For instance, let's say the first card you draw indicates you are in competition with another person for your love interest's affection. A second card reveals that he or she "isn't coping." However, a third card indicates he or she feels a romantic interest in you. You could read from these three cards that there may be someone else in the picture who your love interest is still getting over. Despite this, they may still be open to having a romance with you. Perhaps, however, they might need to heal their heart before they're ready for a serious relationship.



This three card spread can be used to read a current love relationship (using the Color of Love Deck) or a future love relationship (using the color of New Love Deck). The first card would represent a future potential and the other two cards would represent other aspects to consider.

Let's say you draw the "Devil in disguise" card with "Swept off your feet" and "Sacred bond." This combination could indicate that someone may come into your life who'll sweep you off your feet very quickly but you'll have to be careful because they might have a hidden shadow side. Sacred bond could mean this person could be very spiritual or might believe in twin flames or soul mates. Or it could mean you have a spiritual lesson to learn from the relationship. Use the cards you lay down to tell you a story for what to expect or draw more cards to gain more detailed information.

Working with the Backs of the Cards Using their Symbols

One reason I created different card backs with the Color of Love Deck is so that people would not feel confused about whether they were supposed to go by the writing on a card or its symbols. To bypass the written definitions, you can cut the cards to select one instead of spreading them. To do this, organize your deck so that all of the card fronts are facing down. Shuffle the cards and then spit them so that you are revealing a card that is face down (and you only see its back). Then pay attention to what is symbolically represented on the card-back you've selected.

There are different symbols on each card. See the below for how to work with each:

- **The Astrological Symbols**

Each card back and front contains an astrological symbol. You could use this symbol to ask what type of personality a love interest has or what time frame an event might occur (such as when a lover will contact you, want a commitment, etc.).

For example, if you draw Taurus, the person might like security and commitment in a relationship but may be possessive. If asking for a time frame, this

symbol could indicate springtime (late April and most of May).

- **The Male/Female Symbols**

The male/female symbols can be used to read who a certain energy applies to. For example, if you draw the card that someone feels paranoid of being deceived and you're not sure if it refers to you or your partner, you can draw from the card backs for whether it is the male or female in the relationship. Or, if you haven't heard from someone in a while, you might want to ask who will reach out first (the male or female in the relationship).

For same sex couples or friendships, simply signify that the male symbol will indicate yourself and the female will indicate the second party (or vice versa) and then draw a card.

- **Other Symbols**

There are other types of symbols on each card which can be used to give a reading. A crown could mean someone is being treated like royalty. A lightning bolt could mean something coming out of the blue or feeling struck by lightning. Use your intuition for how to use the cards and their symbols.

If you want to see a video walkthrough, check out the youtube video at:

<https://youtu.be/PHO6DiJv3U>

About the Author

Mandy Peterson is a professional psychic and Emotional Freedom Technique (EFT) practitioner. She is the author of The Color of Love Divination Kit (for reading love situations), the Healers of the Earth Oracle, and the Uncover Your Past Lives Oracle. She is also the author of two books: I am the Lotus, Not the Muddy Pond and A Guest in Their Universe: An Earth Empath's Dialogue with Nature and Animals. You can find out more about Mandy at her main website mysticmandy.com

Find Out More

For more information about this deck, other decks, or online apps, visit <https://mysticmandy.com/ehpublishing/>

Find Mandy on Facebook and Instagram:
[@mysticmandy](#)